

Prof. Hannah Jang-Condell
University of Wyoming

Astronomy Merit Badge

Schedule

- Tuesday
 - How to prepare for observing
 - Light pollution
 - Tools of astronomy
 - How to use a star chart
- Friday
 - Phases demonstration
- Planets
- The Moon
- Observing Session
- Saturday
 - Service Project
 - The Sun
 - Observing Session
 - Leonids

First Aid

- Hypothermia
- Frostbite
- Dehydration (esp. high altitudes)
- Snake bites
- Insect stings
- Damage to eyes

Safe Observing

- NEVER LOOK DIRECTLY AT THE SUN!
- ALWAYS use a filter when viewing the sun
 - Solar eclipse glasses
 - 99.999% light-blocking filters for telescopes and binoculars
 - Pinhole projection
- NEVER POINT LASERS AT SOMEONE'S FACE!
- There is no first aid for eye damage

Proper Clothing

- Can get below freezing, even in summer!
 - Summer night time temps in 40s
- Thermal Underwear
- Warm Pants and Shirt
- Heavy socks
- Hat
- Gloves (but not limiting dexterity)
- Winter Coat

Proper Clothing

Special note for WIRO: be prepared to hike 5 miles down the mountain if necessary!



About WIRO

- WIRO = Wyoming InfraRed Observatory
- Located at the summit of Mt. Jelm
- Elevation: 9656 ft – stay hydrated!
- Primitive camping: no facilities
- Electricity, phone, limited water only at WIRO. Poor cellphone reception.

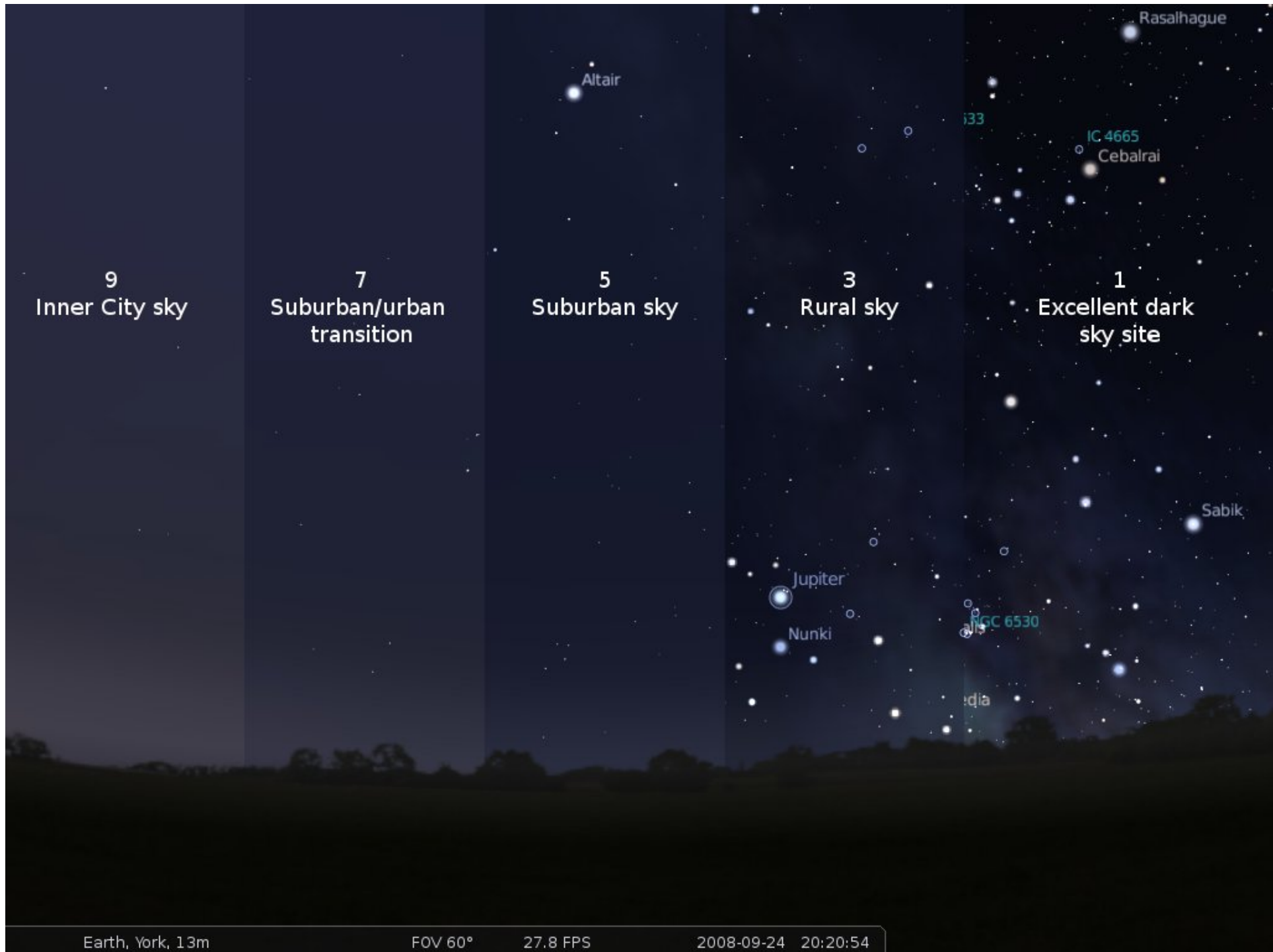
Night on Jelms Mountain

- Never go anywhere alone
- **DO NOT WALK** on the road between the campsite and the observatory at night
- If you plan to stay up really late (past 1 am)
 - Bring snacks
 - Take a nap

Light Pollution

- What is it?
 - The International Dark-Sky Association (IDA) defines *light pollution* as:
“Any adverse effect of artificial light including sky glow, glare, light trespass, light clutter, decreased visibility at night, and energy waste”





9
Inner City sky

7
Suburban/urban
transition

5
Suburban sky

3
Rural sky

1
Excellent dark
sky site

Altair

Rasalhague

IC 33

IC 4665
Cebalrai

Sabik

Jupiter

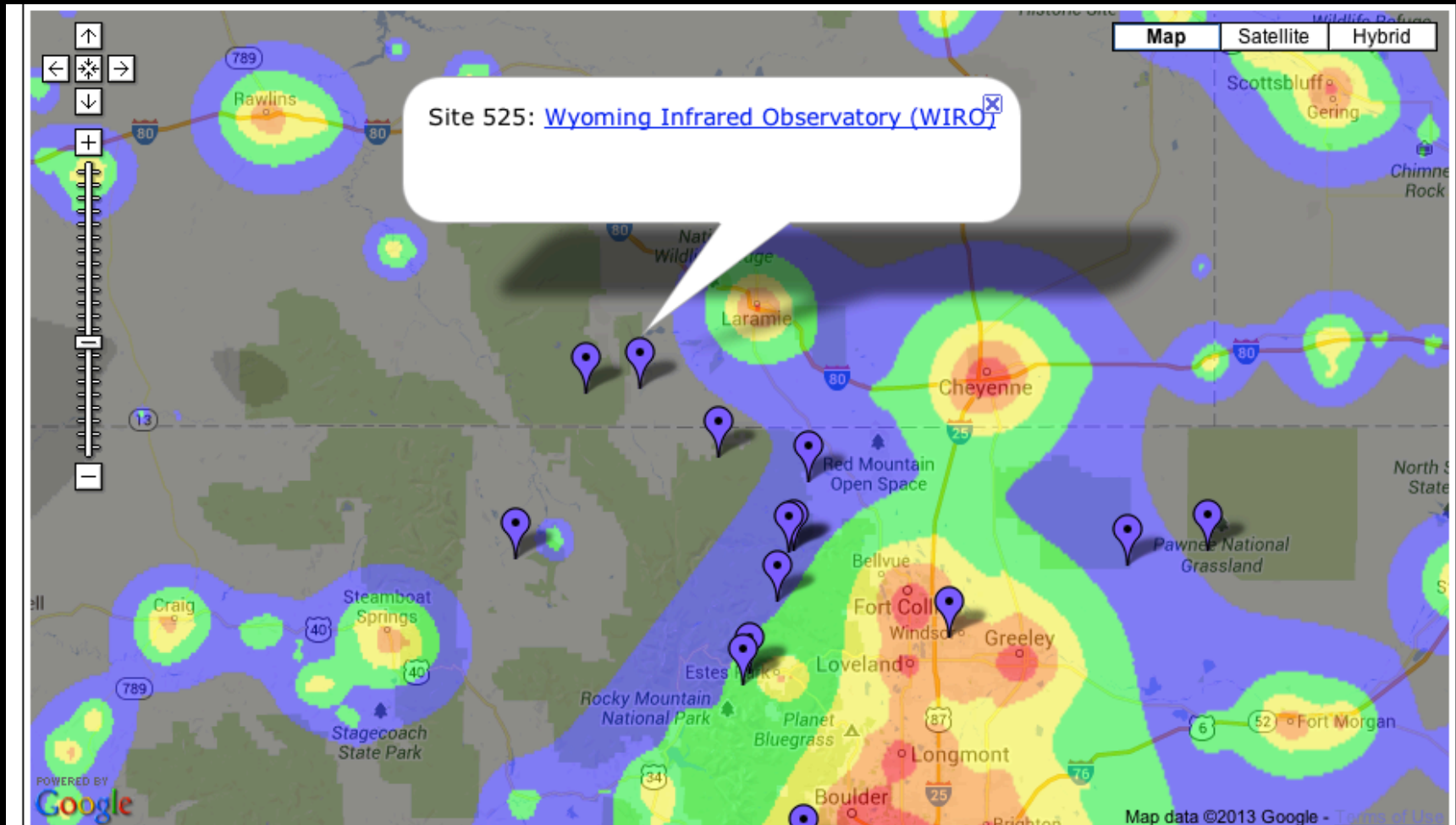
Nunki

NGC 6530

Alnilam

Dark Sky Map

http://www.jshine.net/astronomy/dark_sky/



Air Pollution



- **What is it?**

- Air Pollution is any object or air current, large or small, which degrades seeing conditions.

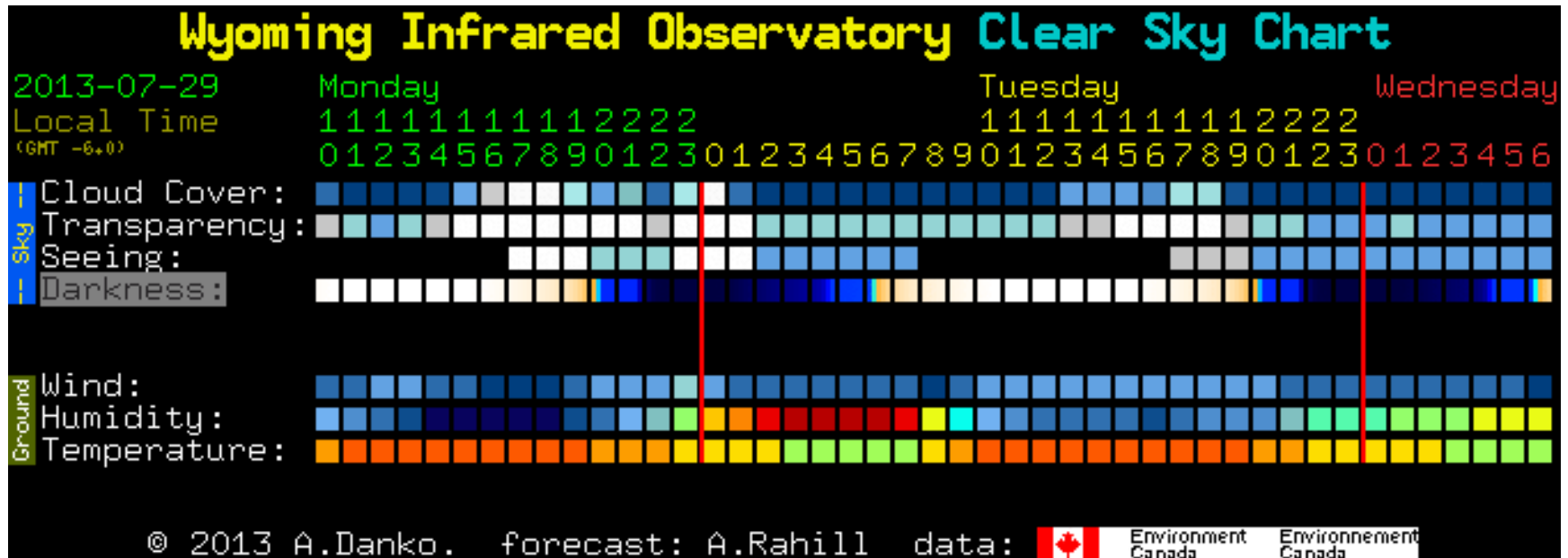
- **What are the effects?**

- Air pollution will directly effect "seeing"
- Atmospheric movement (air currents), particulates stirred up by wind, exhaust from factories, even heat emitted by a close passer-by will all decrease image contrast.
- Visual and photographic detail suffers.

What else affects “seeing?”

- Clouds
- Humidity
- Wind

Weather/Sky Data



<http://www.cleardarksky.com/c/WIROQYkey.html>

Telescopes

Telescope types

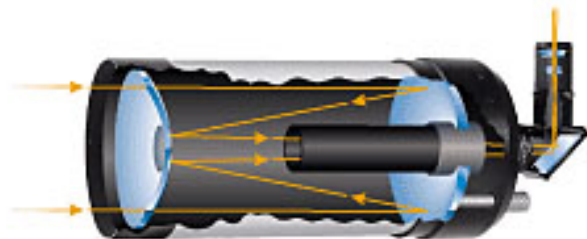
skyandtelescope.com



Refractor



Reflector

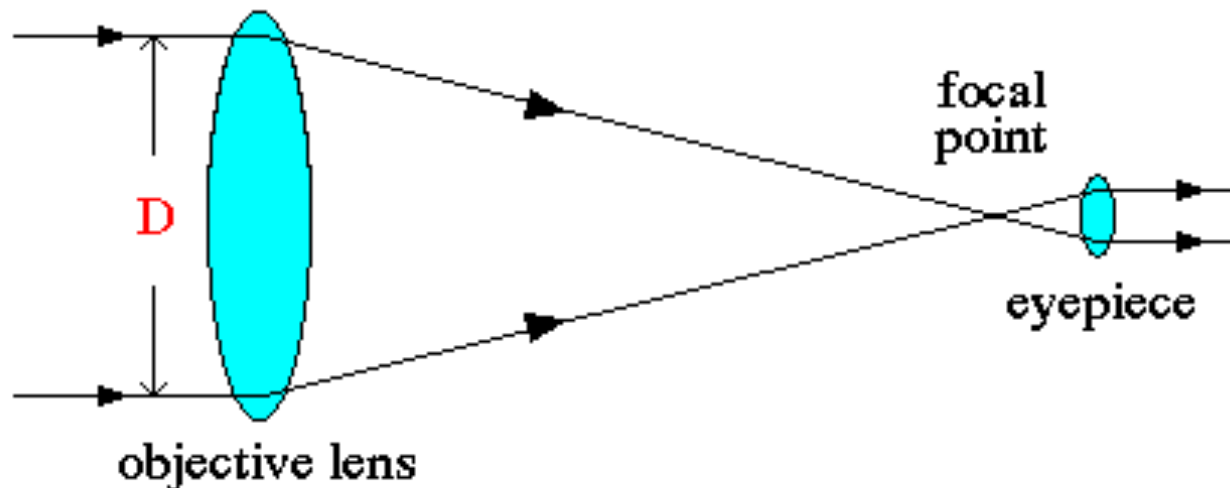


Compound

- Refractor:
 - Uses lenses
- Reflector:
 - Uses curved mirrors
- Compound:
 - Combination of lenses and mirrors

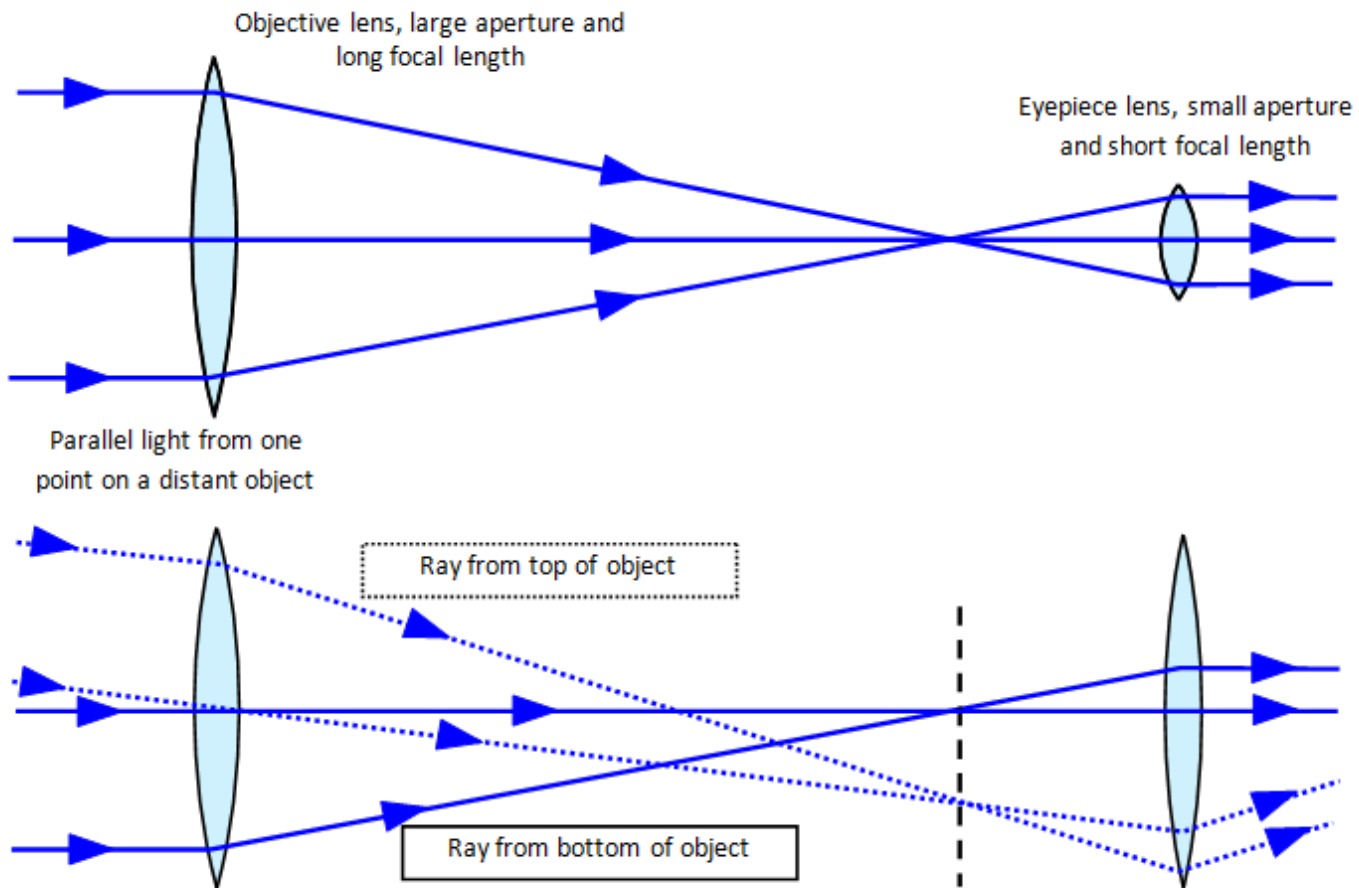
Refracting telescopes

Refracting Telescope



The light gathering power of a refracting telescope is given by the diameter of the objective lens, D . The power goes as D^2 .

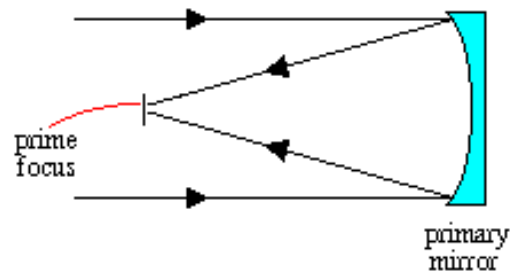
magnification = (objective focal length)/(eyepiece focal length)



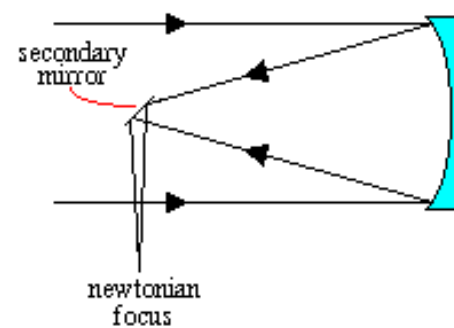
Reflecting Telescopes

Reflecting Telescopes

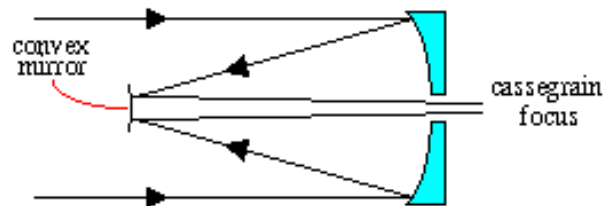
Prime



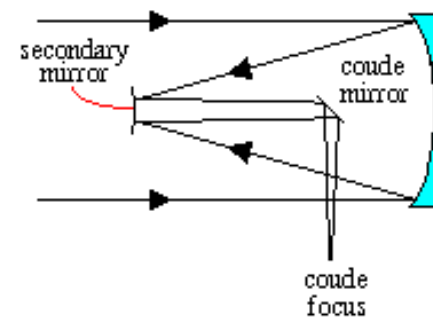
Newtonian



Cassegrain



Coude



What is meant by a “powerful” telescope?



- Aperture size is more important than magnification (D=diameter)
 - Collecting area = $\pi D^2/4$
 - Angular resolution = λ/D
- Magnification and aperture: rule of thumb: a telescope’s maximum useful magnification is 50X its aperture in inches

Historical Telescopes



Galileo: first to use telescope for astronomy 1609

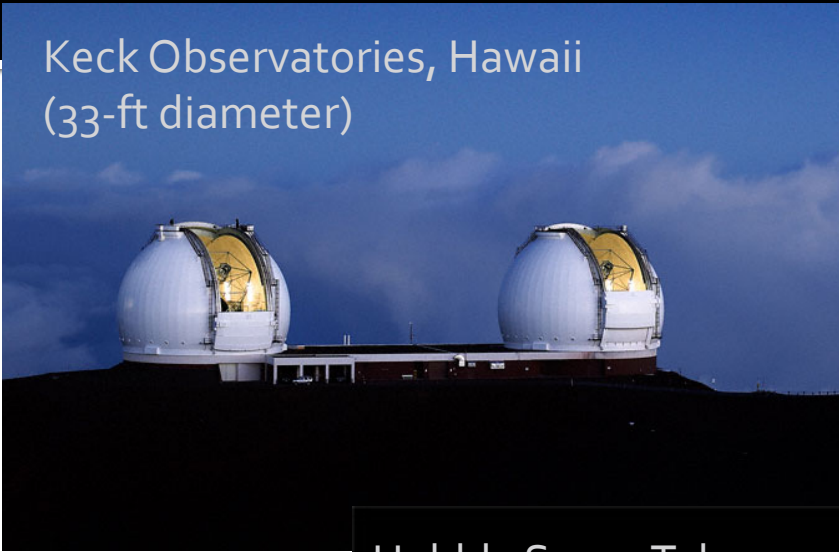
Herschel 40-foot Newtonian reflector, 48" diameter




Yerkes 40-in refractor, largest currently operating refractor in the world

Present-Day Optical Observatories

Keck Observatories, Hawaii
(33-ft diameter)



Gemini South, Chile
(27-ft diameter)



Hubble Space Telescope
(8-ft diameter)



Other Helpful Instruments



CCD Cameras



Off-Axis Guider



Computer



Telrad Finder Scope



Green Laser Pointer



Filter Wheel



Dew Heater



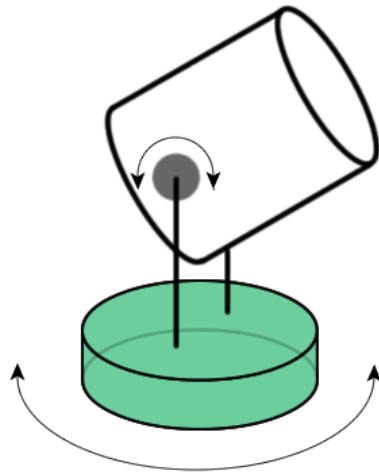
Collimating Laser



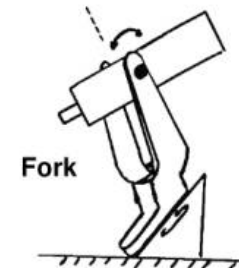
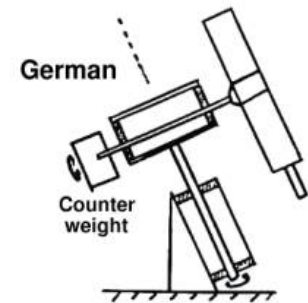
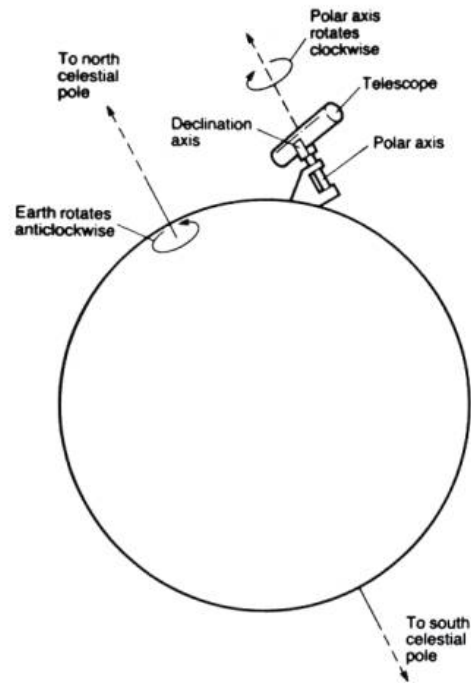
Dew Shield

Mounts

ALTITUDE-AZIMUTH (ALT-AZ)



EQUATORIAL



Mounts

- Altitude-Azimuth



Dobsonian



- Equatorial



Equatorial
Fork

German
Equatorial



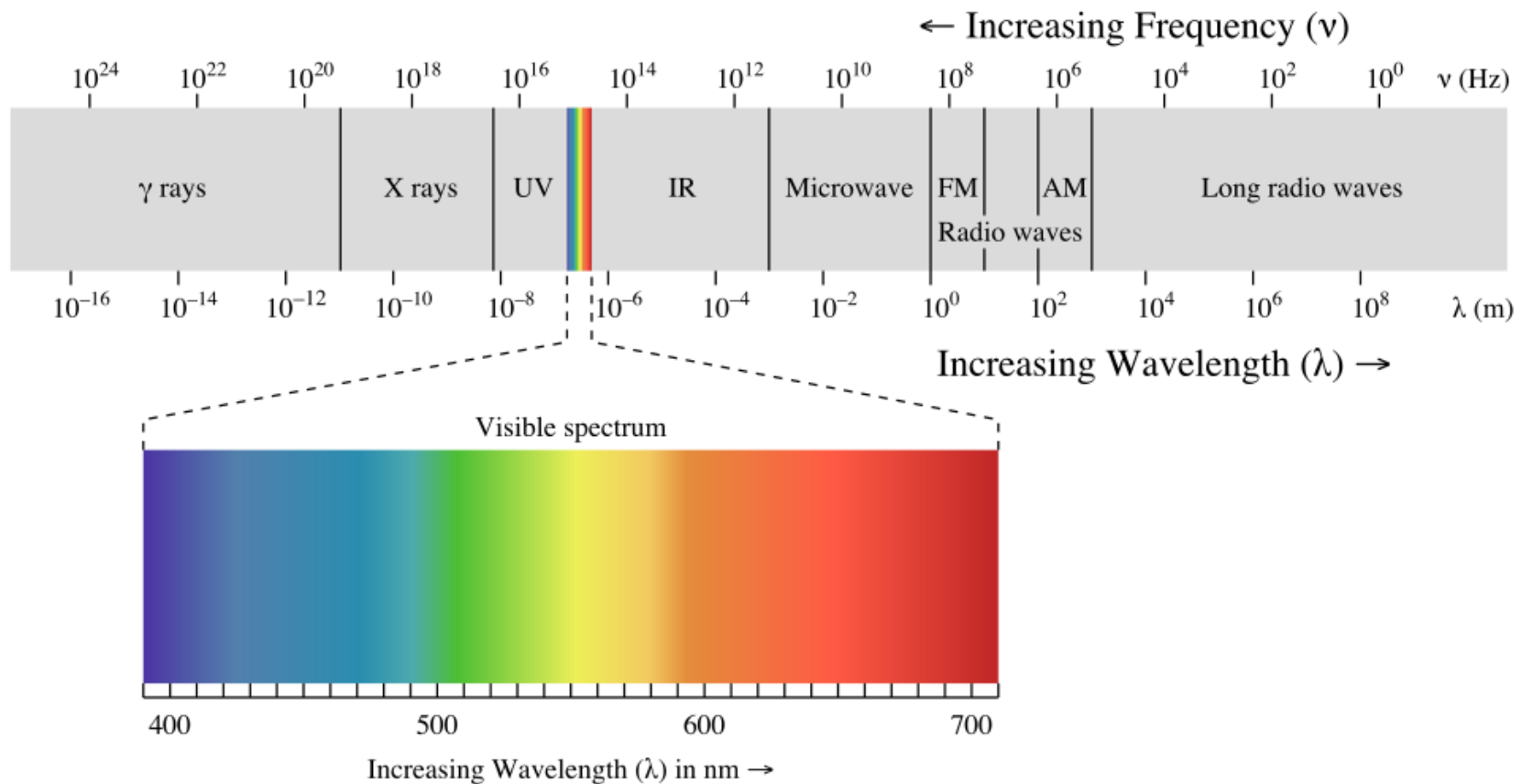
What's the best first telescope?

- Binoculars!
- Easy to use
- Very portable
- Inexpensive
- Can build an inexpensive mount for it

Care of your telescope

- NEVER touch lenses or mirrors with your fingers
- Keep covered when not in use
- Avoid moisture
- Never wipe moisture off, allow it to air dry
- May need to re-collimate it periodically
- If you must remove dust from lenses or mirrors, use a blower, soft brushes, or clean cloths

Other wavelengths



UV & Infrared telescopes

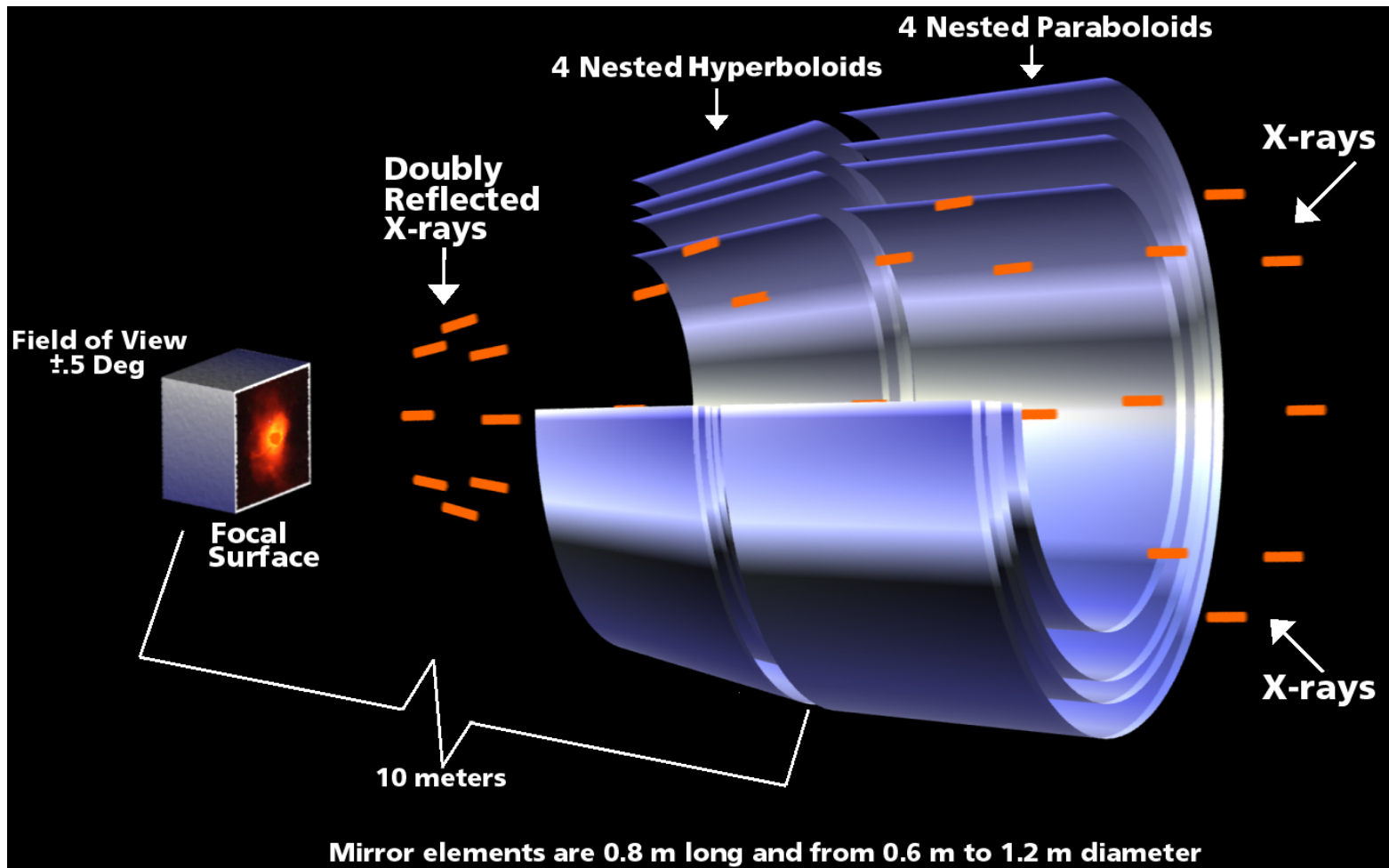
- Work similarly to optical telescopes
- Differences:
 - Lens/mirror material
 - Detector/camera
- UV and infrared telescopes work best in space, or at very high altitudes

X-ray telescopes

- High energy photons (short wavelength, high frequency)
- Hard to focus

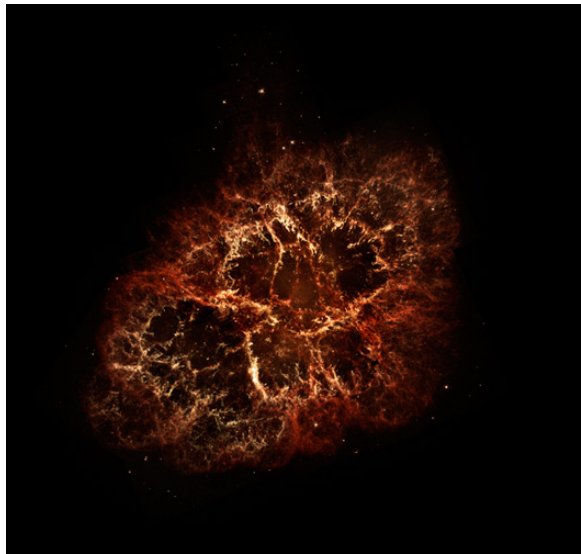
X-ray telescopes

Chandra X-ray Observatory



Crab nebula


- Supernova observed in 1054



Optical



Infrared



X-ray

Crab Nebula



Radio telescopes

- Use antennas instead of lenses and mirrors




Arecibo Observatory (Puerto Rico)




Very Large Array (New Mexico)




Atacama Large Millimeter/ Submillimeter Array (Chile)





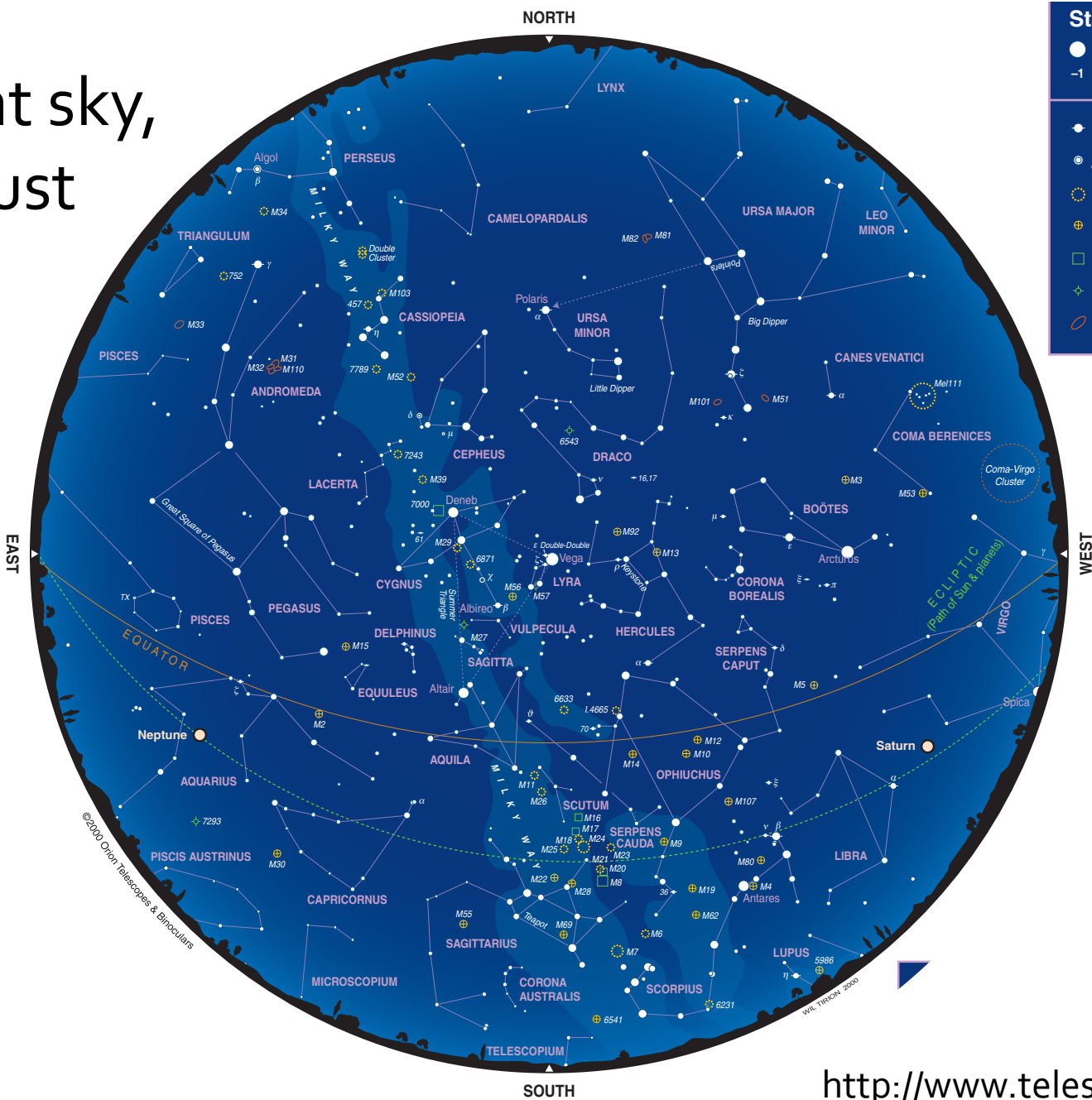
<http://adc.gsfc.nasa.gov/mw>



Multiwavelength Milky Way

How to read a star chart

Night sky, August 2013



Star magnitudes

● ● ● ● ● ● ●

-1 0 1 2 3 4 5

- Double star
- ⊙ / ○ Variable star
- ⊙ Open cluster
- ⊕ Globular cluster
- Diffuse nebula
- ◇ Planetary nebula
- Galaxy

Moon Phases

NEW
○ Aug. 6

FIRST
◐ Aug. 14

FULL
● Aug. 21

LAST
◑ Aug. 28

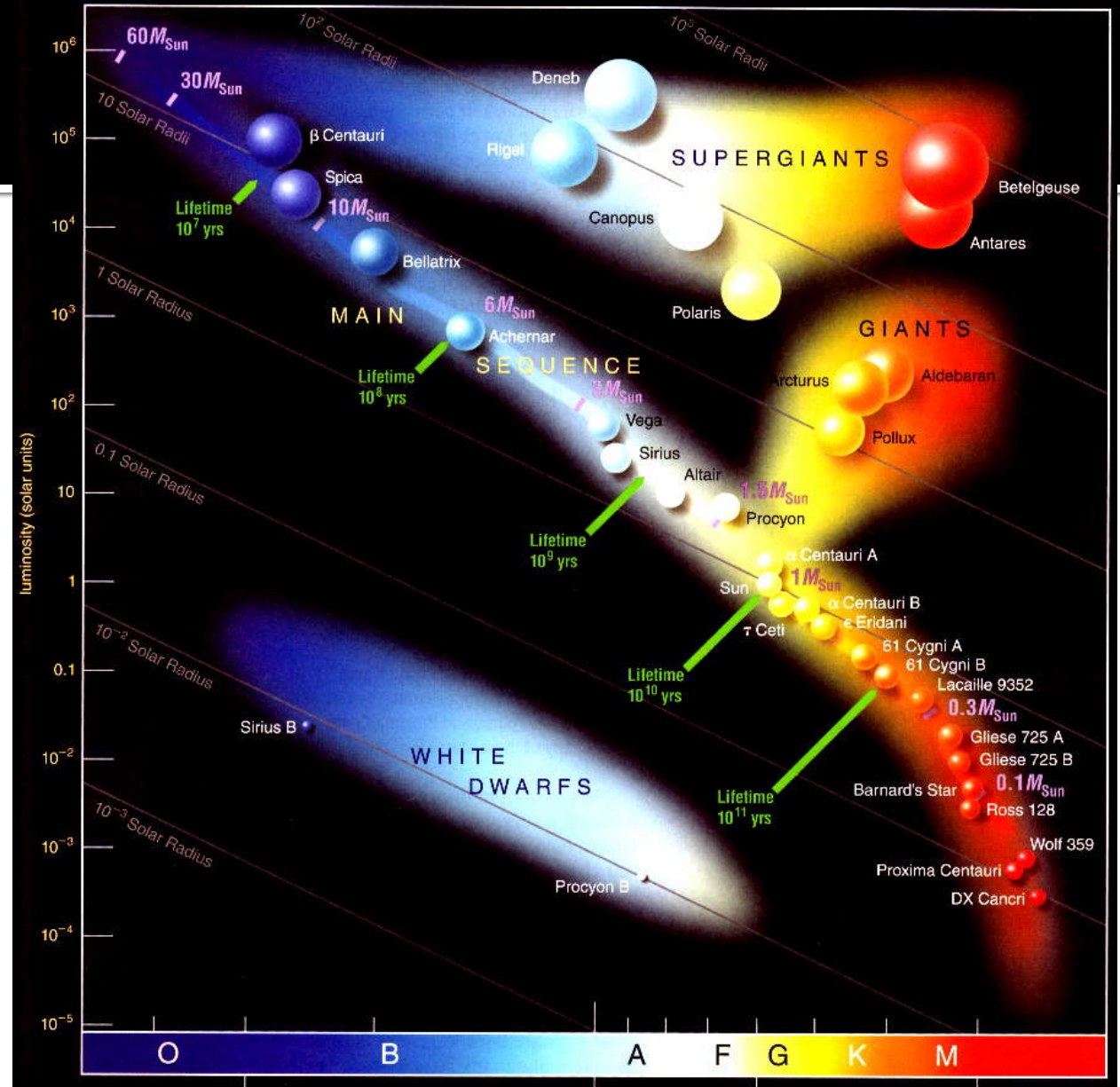
Magnitudes

- What affects the brightness of stars?
 - Distance
 - Size
 - Temperature
- Magnitude = measure of brightness
 - 0th magnitude = brightest stars
 - 5th magnitude = faintest naked-eye stars
 - Logarithmic scale
 - 2.5 magnitude is 10 times dimmer than 0th magnitude
 - 5 magnitude is 100 times dimmer than 0th magnitude

Temperature-Luminosity Diagram

The temperature of the star sets its color

hotter = bluer
cooler = redder



The Brightest Stars in the Northern Hemisphere

Name	When	Distance (light years)	Magnitude
Sirius	Winter	8.6	-1
Arcturus	Spring/Summer	37	0
Vega	Summer/Fall	25	0
Capella	Winter/Spring	42	0
Rigel	Winter	770	0
Procyon	Winter/Spring	11.5	0
Betelgeuse	Winter	640	0
Altair	Summer/Fall	17	1
Aldebaran	Winter	65	1
Antares	Summer	620	1

The Zodiac

- Where is the Zodiac?
- The Ecliptic (the path the sun makes across the sky)
- Horoscopes are based on what constellation the sun is in on your birthday

Constellation	Dates
Sagittarius	Dec 18 - Jan 18
Capricornus	Jan 19 - Feb 15
Aquarius	Feb 16 - Mar 11
Pisces	Mar 12 - Apr 18
Aries	Apr 19 - May 13
Taurus	May 14 - Jun 19
Gemini	Jun 20 - Jul 20
Cancer	Jul 21 - Aug 9
Leo	Aug 10 - Sep 15
Virgo	Sep 16 - Oct 30
Libra	Oct 31 - Nov 22
Scorpius	Nov 23 - Nov 29
Ophiuchus	Nov 30 - Dec 17

Things to bring

- Star charts
- Red flashlight
- Laser pointer
- Binoculars
- Camera and tripod
- Sketchbook or notebook

Useful Links

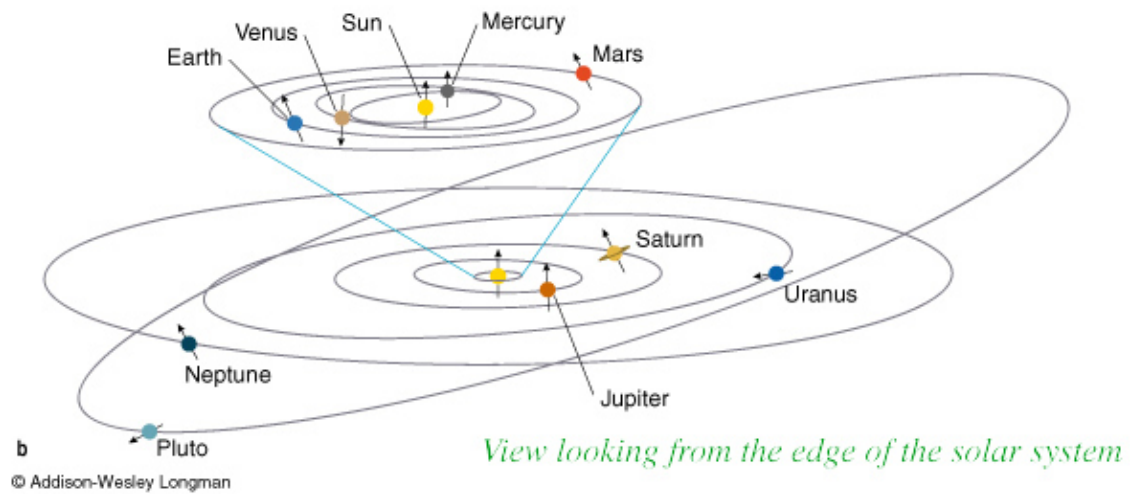
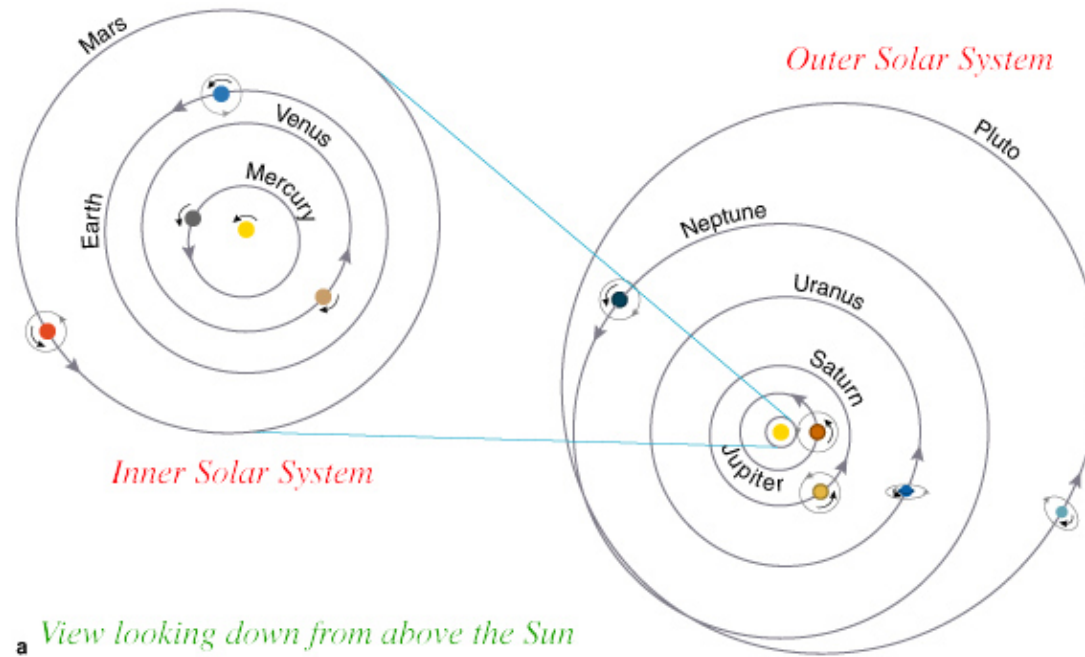
- <http://www.astronomy.com>
- <http://www.skyandtelescope.com>
- <http://telescope.com>
- <http://physics.uwyo.edu/~chip/wiro/>

Friday


Planets, The Moon, The Sun

Phases activity

Planets



The Solar System



Astronomy Picture of the Day, August 28, 2006
<http://apod.nasa.gov/apod/apo60828.html>

The five most visible planets

- Mercury
- Venus
- Mars
- Jupiter
- Saturn

The Moon

Draco Productions Lunar Map

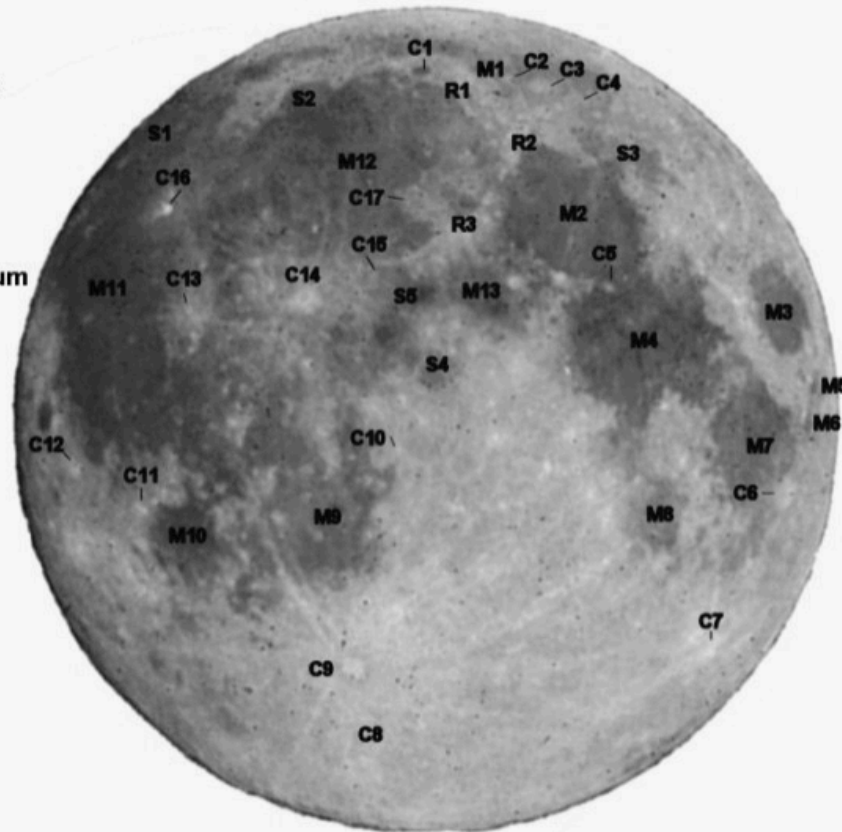
MARIA - SEAS

- M1 - Mare Frigoris
- M2 - Mare Serenitatis
- M3 - Mare Crisium
- M4 - Mare Tranquillitatis
- M5 - Mare Undarum
- M6 - Mare Spumans
- M7 - Mare Fecunditatis
- M8 - Mare Nectaris
- M9 - Mare Nubium
- M10 - Mare Humorum
- M11 - Oceanus Procellarum
- M12 - Mare Imbrium
- M13 - Mare Vaporum

CRATERS

- C1 - Plato
- C2 - Aristoteles
- C3 - Hercules
- C4 - Atlas
- C5 - Plinius
- C6 - Langrenus
- C7 - Petavius
- C8 - Clavius
- C9 - Tycho
- C10 - Ptolemaeus
- C11 - Gassendi
- C12 - Grimaldi
- C13 - Kepler
- C14 - Copernicus
- C15 - Eratosthenes
- C16 - Aristarchus
- C17 - Archimedes

copyright 2002
Photo by Draco



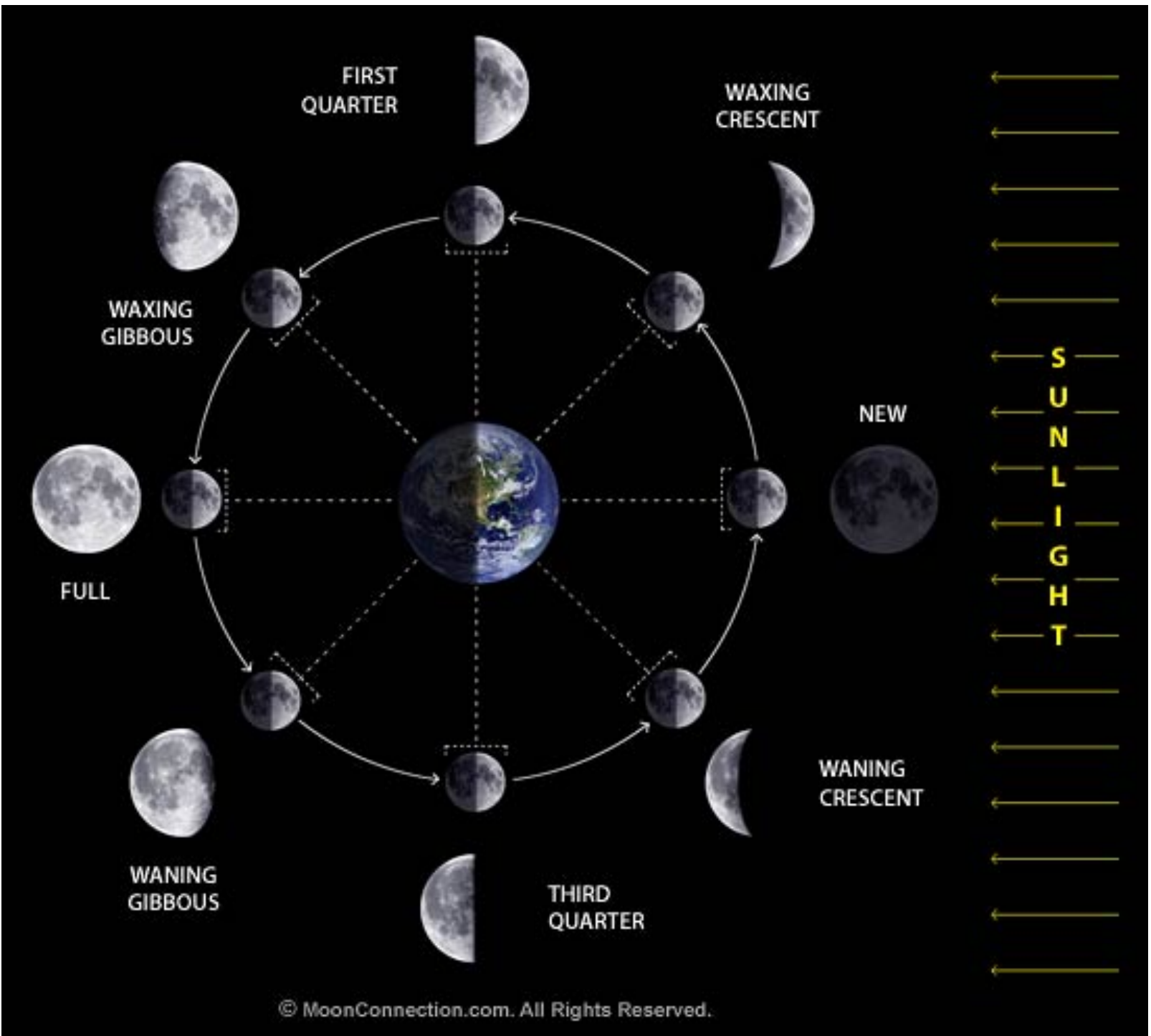
SINUS (Bays) & LAKES

- S1 - Sinus Roris
- S2 - Sinus Iridum
- S3 - Lacus Sominorum
- S4 - Sinus Medii
- S5 - Sinus Aestuum


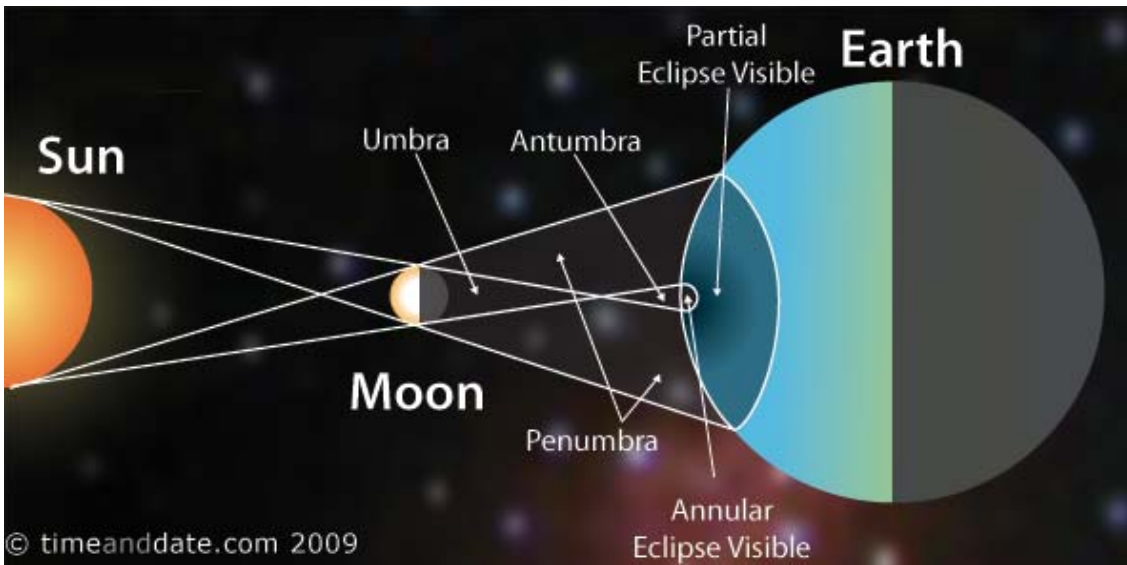
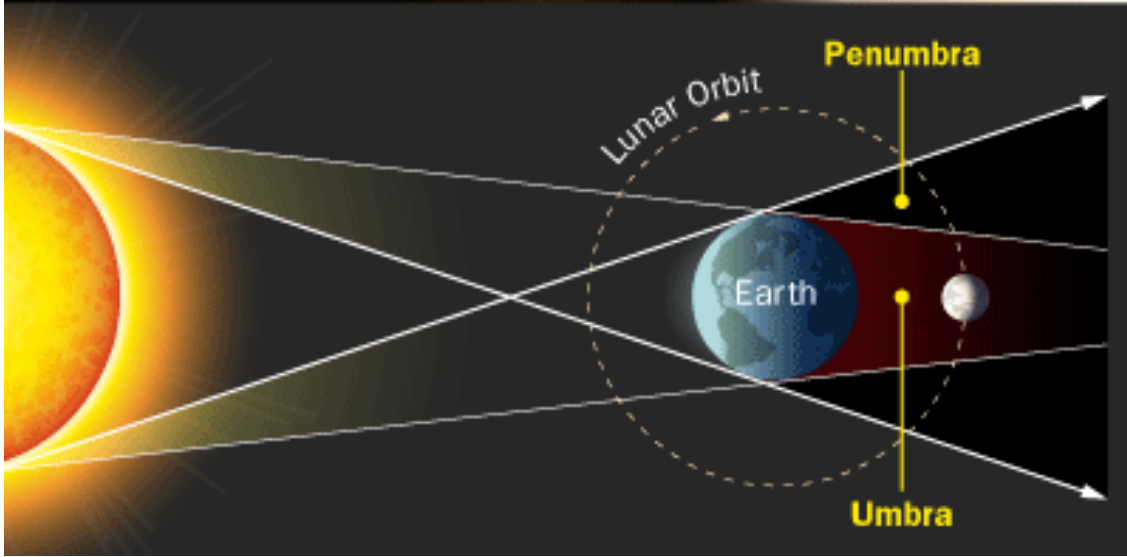
MOUNTAIN RANGES

- R1 - Alps
- R2 - Caucasus
- R3 - Apennines

PHASES OF THE MOON



How the Moon Works Lunar Eclipse



The Moon's Orbit

- Simulation
- Gravity
- Speed

The Sun


Composition of the Sun

Element	% of total number of atoms	% of total mass
Hydrogen	91.2	71
Helium	8.7	27.1
Oxygen	0.078	0.97
Carbon	0.043	0.4
Nitrogen	0.0088	0.096
Silicon	0.0045	0.099
Magnesium	0.0038	0.076
Neon	0.0035	0.058
Iron	0.03	0.014
Sulfur	0.015	0.04

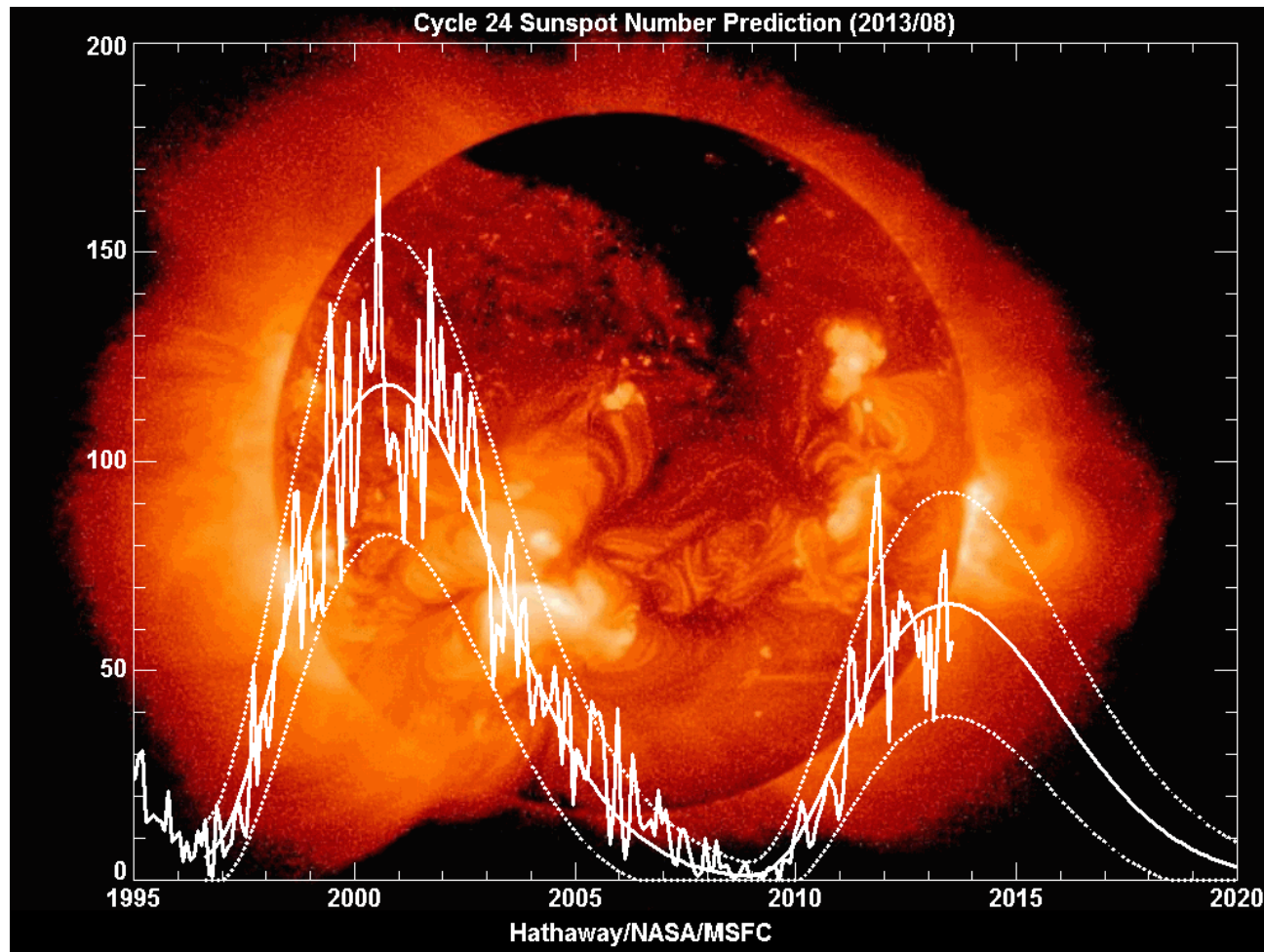
Sunspots

<http://sohowww.nascom.nasa.gov/>

- Caused by magnetic fields on the sun




Sunspot cycle, 11-years



Coronal Mass Ejections

<http://sohowww.nascom.nasa.gov/>



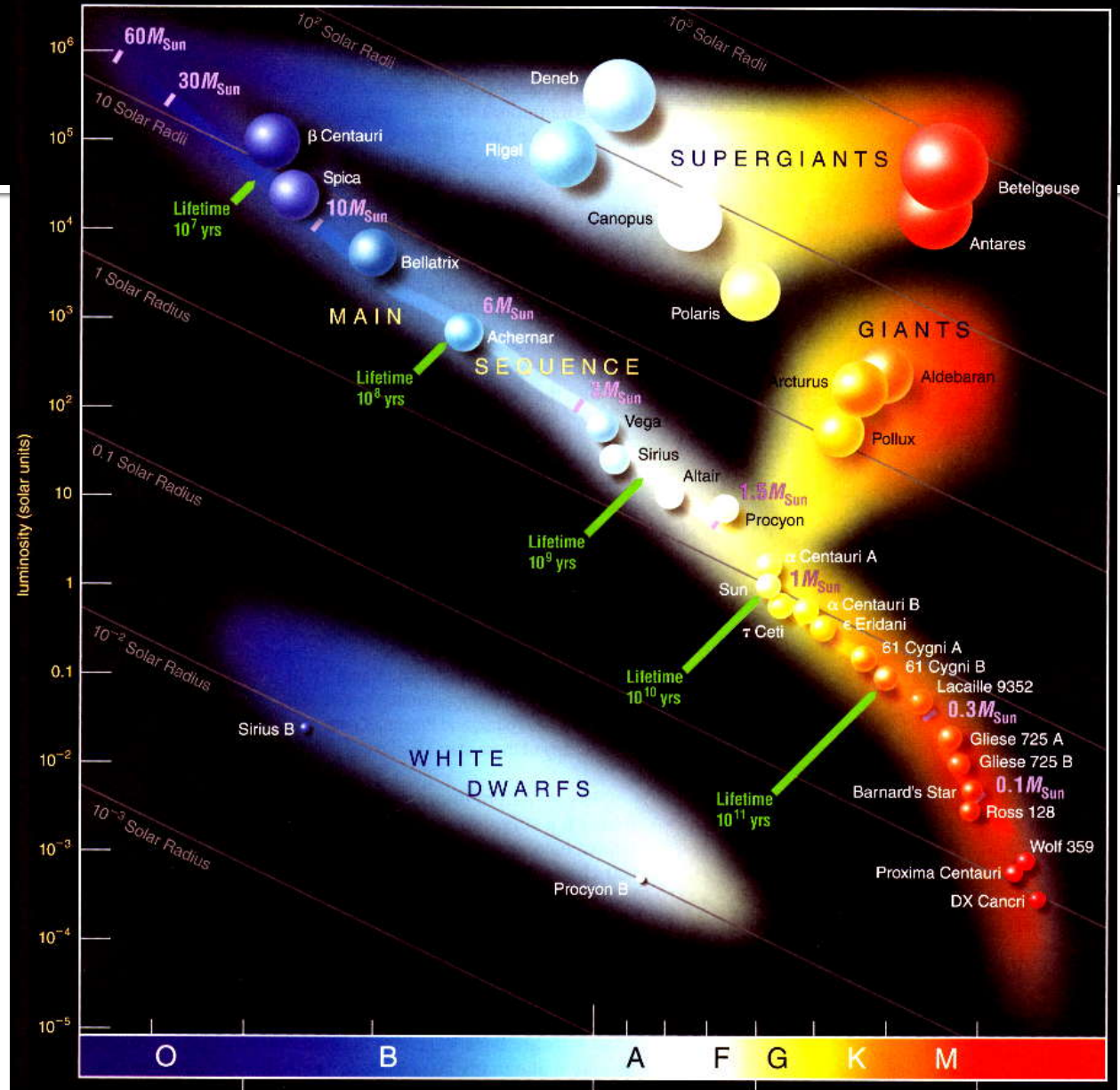
Space Weather

- Material blown off the sun interacts with the Earth's magnetic field
- Can interfere with radio/television/phone signals
- Can damage satellites and spacecraft
- Aurora Borealis
- **Does not** affect Earth weather

Temperature-Luminosity Diagram

The temperature of the star sets its color

hotter = bluer
cooler = redder



Star Sizes



UW Astronomy & Astrophysics Major

UW Astronomy Faculty


Mike Brotherton
quasars



Danny Dale
extragalactic astronomy



Hannah Jang-Condell
exoplanets & planet formation




Chip Kobulnicky
massive stars



Adam Myers
cosmology & galaxy evolution



Mike Pierce
cosmology, instrumentation



B.S. in Astronomy

- 12 semesters of physics
 - (mechanics, electricity & magnetism, quantum, optics, physic lab, research, etc.)
- 5 semesters of math
 - (calculus, linear algebra, differential equations)
- 3 semesters of astronomy
- 1 semester of computer science
- +USP credits